

ACT

ACCURATE CUTTING TECHNOLOGY



Quality Service, Reliable Engineering

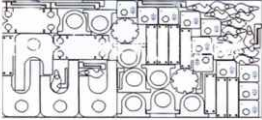


Control System

FLMC2300 Fangling CNC Cutting Controller

FastCAM®

The World Standard in Profiling Software



Software Utilities

FastCam Standard / FLCNC



Drive System

Fuji/Panasonic



Plasma Power Source

Hypertherm



Torch Lifter

200mm Stroke



MISCELLANEOUS PARTS

Linear Guideway

Structural Rail

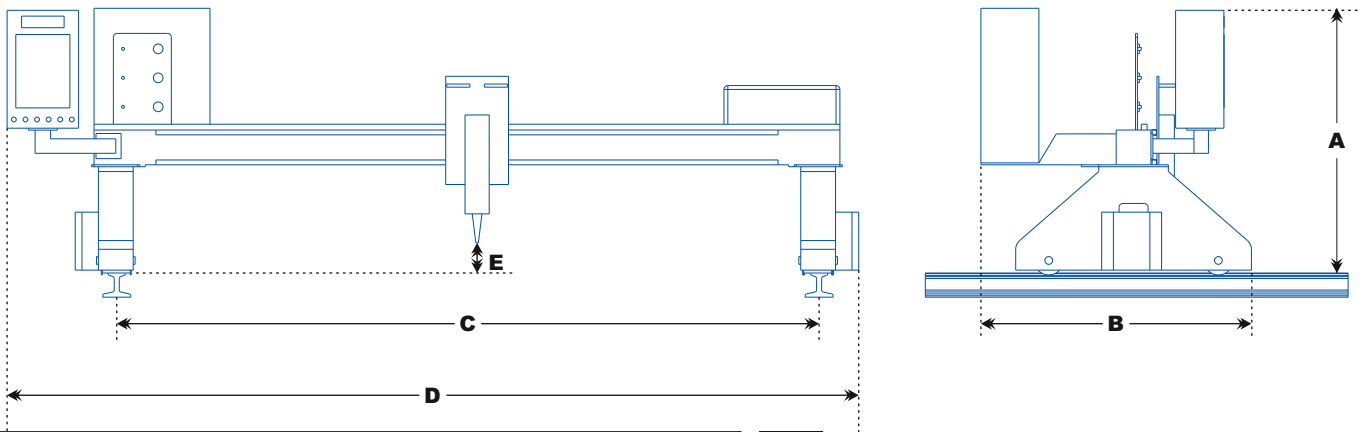
Rack And Pinion

Anti - Collision Block

Auto Height Sensor



Line Diagram



Machine Dimentions


Model No.	Dimensions (mm)					Rail Length (mm)	Cutting Area (mm)
	A	B	C	D	E		
ACT-1530L	1250	1150	2350	3100	50	4000	1500 x 3000
ACT-1563L	1250	1150	2350	3100	50	8000	1500 x 6300
ACT-2063L	1250	1150	2850	3600	50	8000	2000 x 6300
ACT-2563H	1350	1400	3550	4520	100	8000	2500 x 6300
ACT-2512H	1350	1400	3550	4320	100	14000	2500 x 12000
ACT-3063H	1350	1400	4050	4820	100	8000	3000 x 6300
ACT-3012H	1350	1400	4050	4820	100	14000	3000 x 12000

Torch No.	1 Oxy-Fuel Torch. 1 Plasma Torch. Torch quantity can be customized as per customer requirement.
Cutting Thickness	Plasma : 1-30mm Depends on plasma power capacity. Flame : 5-200mm by oxy-flame cutting.
Drive Mode	Dual Drive in Y-Axis.
CNC System	FLMC Fangling CNC Cutting Controller.
Program Software	FastCAM or FLCNC

Plasma Cutting Machine



Water Jet Cutting Machine



CNC Router




Cutting Machine Retro Fitting Service

CNC Cutting Machine Spares



Accurate Cutting Technology

-  Plot No. 1002/B , Phase IV, G.I.D.C Estate, V. U. Nagar, Anand - 388121
-  Jatin Patel : +91 99136 15499 | Bhavesh Patel : +91 99259 36109 | Jinesh Patel : +91 99243 87781
-  actech.cnc@gmail.com
-  www.actechindia.com