

"On Demand"
Arc Length
Control Software for
Spatter Free Optimum
Weld Bead.

The World's Most Preferred and Reliable
Digital + Inverter IGBT- Controlled
MIG/MAG Welding Machine



Remote Management System for Setting and Locking Welding Parameters

World-Class Welding Quality at Your Doorstep



- Panasonic Welding Systems India has set-up its state-of-the-art manufacturing facility in Jhajjar, Haryana, India. So our globally proven range of welding equipment including MMAW, MIG/MAG, TIG, Plasma Cutting, Welding Accessories and Welding Robots are now available at your doorstep.
- Assured commitment to long-term product support in terms of Sales, Service and Spares.
- All-India Sales and Service network.

Key Features of RX1 Series

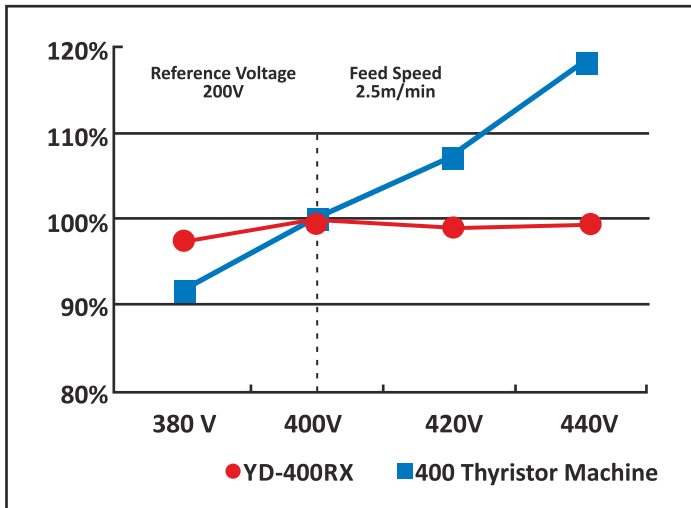
- Inverter-based digital wave control GMAW and FCAW welding outfit.
- Higher efficiency and higher power factor results in greater power saving.
- Designed to work even under high ambient temperatures up to 50°C.
- Lightweight and compact MIG/MAG/FCAW welding outfit.
- Unique design of three layer and four room dust-free structure.
- RX1 Series is manufactured as per Std. IEC 60974-1:2000/GB 15579.1:2004.
- Fresh tip treatment and burn-back time control are adjustable.
- Works on 50/60 Hz frequency in power supply.
- Equipped with Synergic Mode (Unitary Function) in which welding voltage is set based on the welding current value automatically. The voltage can be adjusted finely to fit the best current values.
- Digitally controlled waveform enables superior arc characteristics.

Important Safety Features

- Over-voltage and under-voltage protection.
- Overheating protection.
- Single-phasing protection.
- Protective 8 Amps fuse for protection of wire feed motor.


The Digital Inverter Advantage

High Quality Welding

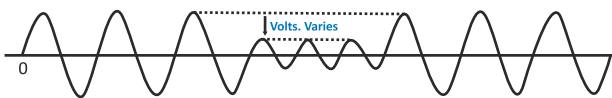


Input voltage and wire consumption

The wire feed remains constant over a wide range of input voltage variations resulting in higher quality of welding.



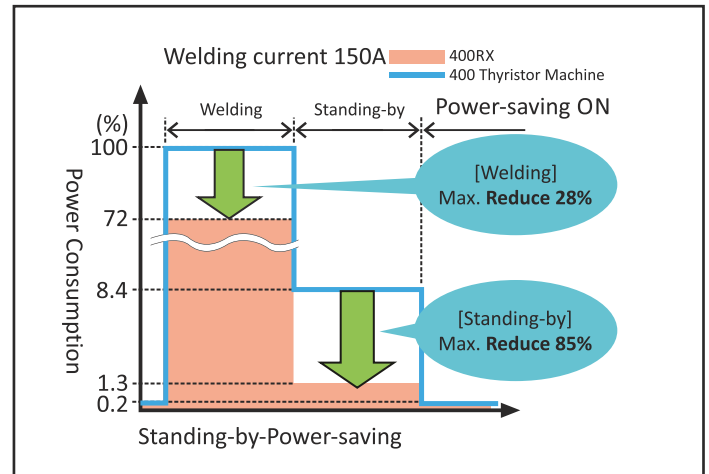
Welding seam comparison as input voltage varies



Input voltage waveform

The welding seam is more uniform as compared to thyristor-controlled welding even during variation of input voltage.

Higher Energy Savings



During Welding

- More energy saving than conventional machines.
- High-speed CPU ensure more stable wire feed & intensive arc, thus improves the capability of energy saving.


At No-load

- When welding stops, the power supplied to the transformer is cut, so it costs no energy at no load state.
- Energy-saving circuit is activated 7 minutes after the end of welding.

Ideal for Diverse Industries

- Automotive
- Shipbuilding & Offshore
- Heavy Construction Equipment
- Railways
- Repair & Maintenance
- General Fabrication
- Civil/Project Construction
- Process Industry

High Reliability and Easy Operation



7-segment display

Selector switch

- Designed for high temperature and humidity resistance.
- Can work even under high ambient temperature of 50°C.
- Extremely easy operation.

Indicative panel is of 400RX1 Model

Arc control offers soft setting to reduce spatter and hard setting to ensure more stable arc in high speed welding.

Other Significant Features

- Digital display of current and voltage control.
- Equipped with Synergic mode (Unitary function) in which welding voltage is set based on the welding current value automatically. The voltage can be adjusted finely to fit the best current values.
- Low power consumption than conventional machines.
- Power factor > 0.9
- Crater voltage and crater current adjustment through front panel.
- Arc force adjustment for better arc characteristics.
- Digitally controlled waveform enables superior arc characteristics.
- Gas check, wire diameter selection and gas selection switch on the front panel.

Wire Feeder and Torch Features

- Printed circuit wire feeder motor for better resolution and accuracy
- Cable-less remote controller mounted on wire feeder as well as lightweight cables enable better mobility.
- Maximum wire feed speed up to 20.1 m/min.
- Standard 2-Roll Drive and optional 4-Roll Drive available.
- Ergonomically designed MIG torches reduces fatigue.
- Lightweight, durable and long lasting.



Remote Management Controller (Optional)

With this device these parameters can be set :

- Limit welding current
- Set users' password
- Lock welding parameters
- Display wire feed speed
- Set gas pre-flow and post-flow time
- Set Burnback time
- Penetration depth control
- Recalibrate current and voltage meter



Euro Connector MIG Torch Available

- High Performance Euro Connector MIG Torch also available on demand.



Wire Feeder Available in Various Lengths

- Wire feeder available in standard lengths of 1.8 mtrs, 5 mtrs, 10 mtrs, 15 mtrs and 20 mtrs.

Technical Specifications

Technical Specifications	Unit	YD-250RX1	YD-400RX1	YD-500RX1
INPUT				
Input Supply				
Voltage	Volts.	415, +15%, -20%	415, +10%, -20%	415, +10%, -20%
Phase/Freq.	No./Hz	3ph/50-60	3ph/50-60	3ph/50-60
Max. Input KVA@415Vac				
@60% Duty Cycle	KVA/KW	8/7.7	16.2/15.6	
@100% Duty Cycle	KVA/KW			23.1/22.2
OUTPUT				
Rated Current Range	Amps	50-250	50-400	60-550
Rated Output Range	Volts	12-26.5	16.5-35.5	17-41.5
Welding Current (40 °C)				
@60% Duty Cycle	Amps	250	400	
@100% Duty Cycle	Amps	193	310	500
GENERAL				
Power Control Method		IGBT Inverter Controlled	IGBT Inverter Controlled	IGBT Inverter Controlled
Digital Display		4 Digit-7 segment LED Display	4 Digit-7 Segment LED Display	4 Digit-7 Segment LED Display
Wave from Control		Digitally Controlled Waveform	Digitally Controlled Waveform	Digitally Controlled Waveform
Welding Sequence		a. Main welding b. Main welding-crater (Crater repeat is available) c. Main welding-crater (Crater repeat is available)	a. Main welding b. Main welding-crater (Crater repeat is available) c. Main welding-crater (Crater repeat is available)	a. Main Welding b. Main welding-crater (Crater repeat is available) c. Main welding-crater (Crater repeat is available)
Ingress Protection	Class	IP 21S	IP 23	IP 23
Insulation	Type	H	H	H
Cooling		Forced air cooling	Forced air cooling	Forced air Cooling
Power Factor	Degree C	> 0.9	> 0.9	> 0.9
Operating Temperature		-10 to 50	-10 to 50	-10 to 50
Dimensions (LxBxH)	mm	545x380x570	545x380x570	545x380x635
Weight	Kg	44	52	60
WIRE FEEDER				
Rated Welding Current	Amps	250	400	500
Applicable wire diameter	mm	0.8, 1.0	0.8, 1.0, 1.2	1.2, 1.6
Cable Length	Meter	1.8 m (gas hose 4.8m)	1.8 m (gas hose 4.8m)	1.8 m (gas hose 4.8m)
Weight	Kg	10	10.5	10.5
Wire Feed Speed	Meter/ Minute	5-20.1	5.3-20.1	5.3-20.1
Duty Cycle	%	60	60	60
Wire feeder available in standard lengths of 1.8 mtrs, 5 mtrs, 10 mtrs, 15 mtrs and 20 mtrs.				
WELDING TORCH				
Rated welding current	Amps	350	400	500
Duty Cycle	10 Min. Cycle	350 Amps, 60% (CO ₂) 315 Amps, 60% (CO ₂ + Ar)	400 Amps, 60% (CO ₂) 360 Amps, 60% (CO ₂ + Ar)	500 Amps, 60% (CO ₂) 450 Amps, 60% (CO ₂ + Ar)
	Continuous	270 Amps, 100% (CO ₂) 240 Amps, 100% (CO ₂ + Ar)	310 Amps, 100% (CO ₂) 280 Amps, 100% (CO ₂ + Ar)	385 Amps, 100% (CO ₂) 345 Amps, 100% (CO ₂ + Ar)
Applicable Wire Diameter	mm	0.8, 1.0, 1.2	0.8, 1.0, 1.2	1.2, 1.6
Cable Length	Meter	3	3	3
Weight (Incl. Cable)	Kg	2.8	2.8	3.6
Ordering Information				
Power Source	-	YD-250RX1DJE	YD-400RX1DJE	YD-500RX1HJF
Wire Feeder	-	YW-25KB3DTE	YW-40KB3DAE	YW-50KB3HRO
Welding Torch	-	YT-35CS4DAF	YT-35CS4DAF	YT-50CS4HAF
Remote Management Controller	-		TSMYU290	

Panasonic reserves the right to alter the specifications without notice.

Panasonic

Range of Welding Equipment: MMAW | MIG/MAG | TIG | Plasma Cutting | Welding Accessories | Welding Robots
Panasonic has set-up its own state-of-the-art welding equipment manufacturing facility at Jhajjar near Gurgaon, Haryana, India.

For more information please write to welding.info@in.panasonic.com
For service related queries, write to welding.service@in.panasonic.com
Service Helpline Number +91-9729900200

Panasonic India Pvt. Ltd.

(Division Company: Panasonic Welding Systems India)

Factory, Head Office and Northern Regional Office

Village Bid Dadri, Tehsil and District: Jhajjar - 124103, Haryana, India

Email: welding.north@in.panasonic.com

Authorised Sales & Service Provider

Eastern Regional Office: No 1, Vikash Towers, Dr. UN Brahmachari Street, 3rd Floor, Opp. ITC Fortune Hotel, Kolkata - 700 016, West Bengal

Phone: +91-33-40269696, Email: welding.east@in.panasonic.com

Western Regional Office: Technical Centre, Panasonic Welding Systems India, MCCA-Navalmal Firodia Excellence Centre, J-462, M.I.D.C., Telco Road, Bhosari, Pune - 411026, Maharashtra

Phone: +91-7738319807, Email: welding.west@in.panasonic.com

Southern Regional Office: 6th Floor, SPIC Building Annexe, No. 88, Mount Road, Guindy, Chennai - 600032, Tamilnadu

Phone: +91-44-61089300, Fax: +91-44-61089399, Email: welding.south@in.panasonic.com

Central Regional Office: Ayodhya, 119, 2nd Floor, Bajaj Nagar, Nagpur - 440010, Maharashtra. Phone: +91-9763993605, Email: welding.central@in.panasonic.com

Japan Factory: 1-1, 3-chome, Inazu-cho, Toyonaka, Osaka 561 0854, Japan

China Factory: No. 9 Qingnan Rd, Tangshan New & Hi-tech Industrial Park, Hebei, China

Sales Offices at Ahmedabad, Bengaluru, Bhubaneswar, Mumbai and Hyderabad

www.panasonic.com/in/welding